



## Driver & Team Notes

### Mission Foods Austin SpeedTour at Circuit of The Americas November 2-4, 2022

From: Race Director: Scott Goodyear    Chairman of Stewards: Pat di Natale  
Clerk of Course: Robert Clark    Event Steward: Wes Cunningham  
Event Steward: Kyle Colbey    Series Manager: Sydney Yagel  
Tech Director: Aaron Coalwell

To: All Drivers & Teams

On behalf of Parella Motorsport Holdings and SCCA Pro Racing, welcome to Circuit of the Americas, COTA. A terrific circuit to crown our 2022 Series Champions. Having the opportunity to race on a current F1 circuit is an opportunity only a small percentage of drivers ever get a chance to do. We're excited that you'll experience the COTA Circuit this weekend.

**Regulations:** The Regulations outline what is expected of the driver and crew to compete in the FIA sanctioned series. It's the responsibility of both the driver and crew to read and comply with the 2022 Championship Sporting Regulations and Event Supplemental Regulations. The Sporting and Technical Regulations are an overview for the season. The Event Supplemental Regulations come out before each event specific to the circuit we're competing at. Please be sure to read the Supplemental Regulations thoroughly as each track has unique procedures.

**Drivers Meetings:** Attendance is mandatory. All meetings will be held in Media A of the Media Center.

1/ The test day drivers briefing for all F4 & FR drivers will be at 10:30am Wednesday.

2/ The driver & crew chief meeting for both F4 & FR will be 8:30am Thursday morning.

All drivers and a crew chief from each team are required to attend. Attendance is taken at all meetings throughout the year. Please wear your credential to allow for electronic check in. Any driver who is late or misses a meeting will be assessed a \$250.00 fine and referred to the Stewards. Any team that is not represented at the meeting will be referred to the Stewards. Any additional meetings or updates will be provided via WhatsApp.

**Drivers Equipment:** Each Driver is responsible for ensuring that his/her equipment follows Article 49, Appendix 1 of our Sporting Regulations. All equipment will be checked by the Technical Scrutineers. Please note different helmet requirements in each series. For drivers in need of a new helmet or drivers gear, discounts are available through our partnership with Bell Helmets and OMP Race Products. Racing Force owns both Bell Helmets & OMP Racing Products. For Bell Helmet products & service, please contact Glenn Wheeler at Racing Force: [glenn.wheeler@racingforce.com](mailto:glenn.wheeler@racingforce.com)  
For OMP race suits and drivers gear, please contact Mike Magree at Racing Force: [mike.magree@racingforce.com](mailto:mike.magree@racingforce.com)





## Track Details:

<b>Track Length:</b>	3.427 Mile Road Course.
<b>Track Layout:</b>	20 Turns, 11 left, nine right.
<b>Track Characteristics:</b>	133 ft Elevation Change.
<b>Safety Car Lines:</b>	See attached map for safety car lines 1 & 2 and related information.
<b>Timing Line:</b>	Start/Finish Line on Front Straight.
<b>Pole Position:</b>	Drivers left.
<b>Pit Speed Limit:</b>	40 mph.
<b>Start of Event:</b>	Standing Start unless aborted.
<b>Aborted Start:</b>	Rolling Start
<b>Acceleration:</b>	Acceleration Zone on Front Straight.
<b>Restart Point:</b>	As indicated in this document.
<b>Track Access:</b>	Refer to Supplemental Regulations for Pre-Grid Location.
<b>Race Control:</b>	First Floor of Race Control Building.
<b>Stewards Office:</b>	Championship Trailer.
<b>Timing/Scoring:</b>	Second Floor of Race Control Building.

**Track Walk:** There will be two opportunities for a track walk.

1/ Wednesday morning at 9:00am. Golf carts and bicycles allowed.

2/ Wednesday after practice & qualifying at approximately 5:45pm. Walking only.

Remember to take along a track map with you so you can make a note of all the marshal flagging stations and trackside cutouts marked in orange. Also, once you've walked out of the corner, take a moment to turn around and look at the pavement you've just came from. Lots can be seen from this view that sometimes gives you knowledge of your cars handling.

**Practice/Qualifying Sessions:** Standard with competing at a circuit of this size, if we need to go down to retrieve a car that went off course or has any type of mechanical issue, a stoppage will cost us valuable track time. Simply said, it takes a minimum of 5 minutes by the time we have cars off track and dispatch emergency vehicles to the location. Loss of track time could be more depending on the circumstance. If we must go down a second time, you'll lose even more track time. Please learn the track and your limits so you're not causing a red flag during the session. Also, if you encounter any type of a problem, please look for the orange markings around the circuit and pull your car to a safe location so we don't have to stop the session.

**Practice Starts:** The official start lights will be available in pit lane during Wednesday practice only. Practice starts will not be available during qualifying. Location of the pit lane start lights will be announced during the drivers meeting. Drivers required to perform a practice start will be notified by series officials. Practice starts will be observed and logged by an SCCA Official. Practice starts are to be completed in the designated pit lane start box only. Practice starts are not to be done while leaving your pit box on pit lane or anywhere on the circuit.





## General Track Notes

**Track Cutouts:** COTA uses orange markings to denote where drivers can pull their car behind the barrier. Please mark the location of these openings on your track map during the track walk. Teams, if your team car becomes disabled during the event, please assist your driver over the radio and remind them to look for these openings to park their car in hope that we don't have to go down for a full course yellow. This should be done during all practices, qualifying and race events.

**Disabled on Track:** If you become disabled somewhere around the circuit either from a mechanical issue or an on-track incident, unless the car is on fire, stay in your car with your belts on and wait for instruction from a marshal. If you're having a mechanical issue where you're putting fluid on the track, please drive off the racing line at your earliest opportunity and park off the track surface in a safe spot away from the racing line. Fire extinguishers are located at each corner station. **DO NOT STOP ON THE TRACK SURFACE, PULL OFF THE CIRCUIT IF YOU HAVE AN ISSUE.**

**Circuit Characteristics:** COTA has many high-speed turns which require smoothness and precision to consistently hit your marks. Because of the speed and length of the turns, you need to pay attention to the balance of your car. Last year a few drivers lost control of their car by not balancing the car with the throttle or lifting off the throttle in the turn causing the car to come around on them. Also, with the length and width of the straights, please be mindful that when you make a move to pass a car, there may be cars already starting to pass you. Please be aware of this and constantly check your mirrors before initiating a move so you don't make contact with other cars. As this track is very wide, many drivers see open track entering the corners and try to dive down the inside of 2 or 3 cars entering the turn initiating contact with those cars as they're turning for the apex of the turn. We had this at VIR where the trailing car dove to the apex when the car in front had already started to turn into the apex. The trailing car had no chance of making the pass and as a result made contact with the car ahead. In both cases the trailing car was penalized. If you make contact with another car, you will be penalized.

**Safety Car:** If the safety car is deployed during the race event, it will be dispatched from pit out. It will enter the track with its lights illuminated and pick up the leader of the race or as directed by the Clerk of the Course. All competing cars must reduce speed and form up in line behind the safety car running approximately three car lengths apart. The leader shall stay within 10 cars lengths of the Safety Car. Under certain circumstances the Clerk of the Course may instruct the safety car to use the pit lane. An example would be if the front straight was blocked because of an accident on track. In these cases, and provided the safety car lights remain illuminated, all cars must follow the Safety Car to pit lane without overtaking.

**Cockpit Yellow Caution Light:** We will continue to utilize the driver cockpit yellow light system that was introduced last year. The yellow light serves two functions, first to alert the driver of a full course caution, and second, to assist the Stewards to confirm from your on-board camera when the circuit went to a full course caution allowing them to make an immediate decision on whether cars passed under an FCC. Yellow flags will still be displayed at corner stations and Race Control will still call FCC over the driver all call channel. It's the driver's responsibility to respond to the first indicator he/she sees for a yellow.


**Blend Lines:** You may not cross the blend line at pit entry or pit exit with any part of the car when entering or leaving the pit lane. Leaving the pit lane and re-joining the track must be done without endangering or hindering other participants. Any driver crossing the blend line at pit entry or exit in practice, qualifying or the race event, will be given a penalty under Article 15.3.







**Exiting Pit Lane:** It's the drivers' responsibility to blend into traffic safely when exiting the pit lane and merging with other cars heading to turn 1. Keep to your left when leaving pit lane and stay inside the white line. Do not drive directly out onto the racing line, you will be penalized. Teams, please communicate with your driver and alert them of any traffic coming along the front straight that may meet your driver as they exit pit lane.



**Entering Pit Lane:** When preparing to enter pit lane, once you've exited turn 19, move to your left as quickly as possible to be inside the dotted white line. This signals to other drivers your intent to enter pit lane. This also leaves the racing line to those drivers who are staying on track. Once you make the left turn onto pit lane, the speed limit comes into play very quickly.





**Pit Lane Usage:** Each pit lane is divided up into three lanes and here at COTA your pit box will be on your left where you'd stop to have your team attend to your car if needed. The transfer lane (center) is the middle lane, and the high-speed lane (right) is the lane closest to the racetrack. Although called the high-speed lane (from the day when there wasn't a pit speed limit) the speed limit in the pit lane is 40mph. Here at COTA keep to the right side of pit lane when you enter which is the high-speed lane, continue along the high-speed lane until your about 3 to 4 pit boxes away from your team pit box, then smoothly move over to the middle lane (transfer lane) and drive in this lane until your about to pull into your pit box. When you leave your pit box, once in the middle lane check your mirror to make sure you can safely move into the high-speed lane, then use high speed lane (40 mph) until pit exit.

**Out of Bounds:** Anyone utilizing the pavement on the inside of any of the turns as a shortcut will be penalized.







**Mirrors:** It's the drivers' responsibility to know where other cars are always, this is known as situational awareness. Proper use of mirrors includes when leaving the pit lane, prior to initiating a pass (note - you may have cars on both sides of you especially with the long straights here at COTA) when exiting a corner, entering the pit lane and generally checking your mirrors often to know where other cars are around you. Good drivers get into a rhythm at each track of checking their mirrors so they're informed of cars behind them. Mirrors are not to be used as a tool for blocking another driver.

**On Track Driver Etiquette:** All drivers are expected to respect their fellow drivers both on and off the track. Each driver is responsible for his/her action both on and off the circuit at all times during the event. Earn the respect and trust of your fellow drivers. Be predictable! Drivers who change direction without the awareness of where cars are around them, generally cause other cars to contact each other usually resulting in a yellow flag situation.

**Car Delayed Leaving Pre-Grid:** If a car doesn't leave pre-grid in the assigned position, the driver may not start the race on the track. The driver must enter pit lane at the end of the formation lap and continue down pit lane and stop at pit out and wait for instructions from the official. Once the race start has taken place, the official will release the car onto the circuit.

**Off Track During Formation Lap:** If a car leaves the racetrack or loses control and falls out of position during the formation lap, the driver may not start the race on the track. The driver must enter pit lane at the end of the formation lap and continue down pit lane and stop at pit out and wait for instructions from the official. Once the race start has taken place, the official will release the car onto the circuit.

**Car Off Track During Safety Car Period:** If a car leaves the racetrack or loses control and falls out of position during a full course yellow safety car period, the driver is required to go the rear of the field for the restart. Drivers not adhering to this rule will be referred to the Stewards.

**Restart Pass Line:** The restart passing point at COTA is the Finish Line. The restart passing line varies from track to track - so please take note. With the long front straight at COTA, on a restart it allows cars to carry speed entering turn one and it can be easy to drive too deep into the turn and initiate contact with other cars. Please be aware of this issue and look far enough ahead to understand what the traffic is doing in front of you. Do not dive bomb cars that are ahead of you who are driving to the apex. Drivers who make contact with other cars will be referred to the Stewards.

**Track Limits:** Please be advised that we will be monitoring track limits throughout the weekend, Article 19.3. Drivers should make every effort to stay on the track and not exceed the track limits.

**Qualifying – Red Flag:** Per the Regulations, a driver who causes a **Red Flag** during qualifying will have their fastest lap removed from scoring and may be assessed further penalties.





## Standing Start Overview

### Safety Car Procedure:

- All cars will line up on pre-grid in their qualifying grid position.
- Cars will follow the safety car from pre-grid in qualifying order onto the track for the formation lap. Cars are permitted to warm up their tires during the formation lap up to turn 19.
- The first two cars will line up in their start boxes with guidance from SCCA Pro staff.
- All other drivers are to proceed to the start box with guidance from your team. Know your starting position and which side of the grid you're on.

### Starting Procedure:

- All drivers should be familiar with the Starting Procedure in Article 36.
- Pole position at COTA is on drivers Left.
- It's the driver's responsibility to know which side of the grid he/she will start from.
- It's the team's responsibility to guide their driver to their start box.
- No part of the car is allowed to be over the start box line.
- It's recommended that you place your car 6" behind the start box line to allow for error.
- If a car is unable to take their starting spot, that spot will remain open. Do not move up and fill the spot. You will be penalized.
- If the driver needs assistance once the light sequence has started, you must raise your arm to signal to the official that you have an issue. If possible, the start light sequence will stop and the yellow abort lights will flash indicating an aborted start.
- The race will now be started with a rolling start noted by the green lights indicating cars to begin the formation of a pace lap behind the safety car.

### Start Light Sequence

- **Green** Lights – Grid is Full
- (5) **Red** Lights Illuminate in (1) Second Intervals
- **Red** Lights Out – Start of Race
- **Yellow** Abort Lights – Do Not Move

### Abort Lights

- Abort Lights – 3 **Yellow** Lights
- If Abort Lights Come On – Do Not Move
- Race Clock Starts
- Safety Car Moves on Track
- **Green** Lights – Follow Pace Car
- Race Start - Now a Two-by-Two Rolling Start

**Rolling two-by-two start:** If the standing start is aborted indicated by three yellow lights on the light panel, once drivers see the green lights, they should proceed off the grid and follow in behind the safety car for another formation lap. The safety car will lead the field around the circuit and turn off its lights going into turn 16. The safety car will enter the pit lane. The pole car should maintain safety car speed and lead the field down the front straight. The leader is free to accelerate once he/she reaches the start zone on the front straight. All drivers are required to maintain pace with the pole car and accelerate only once that driver has accelerated.





## Crew Chief Notes

**Tire Scanning:** Starting in 2022, only tires used for qualifying and race sessions will be scanned by the Championship Technical personnel. Used tires must still be used during official F4 practice sessions. FR drivers may choose to run a new set of tires for official practice. For both Championships, practice tires will not be scanned, but their condition will be verified and noted on the grid. Tires will be scanned at the team's trailer/paddock during inspection and pre-tech, hence, team's must pick up their tires before pre-tech so they can be scanned. Teams failing to do so will have to bring their tires to the series trailer to be scanned before qualifying when we don't have cars on track. Tires do not need to be mounted to be scanned. Scanning times will be listed on the official schedule.

**Driver Car Radio:** All drivers must be able to hear the "Driver All Call Channel" from Race Control. Please confirm your driver's car radio is programmed correctly. As the Race Control Channel is used only if there is a full course yellow or red flag, the driver's car radio should be set up that the Race Control channel overrides the team channel. For frequency information and assistance, contact Speedcom Communications. Telephone: (386) 760-7110.

**Team Radio:** All teams must monitor Race Control during all on track activities throughout the event, this includes during the practice sessions, qualifying and both race events. Race control will feed teams information about any on track issues. It's the team's responsibility to relay this information to their driver. As above, for radio assistance, please contact Speedcom for information and assistance.

**Pit Lane Attire:** All crew members must wear team gear with appropriate logos anytime they're in the pits. Long pants will be required for this event.

**Crew Members over the wall:** For any pit stop during a race event, there will be a maximum of three (3) crew members permitted over the wall at any given time. All of them may work on the car, and one of them shall be responsible for the car's safe entry and release. Per the FIA regulations, a race event covers all practice, qualifying and race(s) throughout the event.

**Driver's Meetings:** Driver & crew chief meetings are listed on the schedule and covered in this document. Please make sure that both the driver and crew chief attend required meetings. Any driver who is late or misses a meeting will be assessed a \$250.00 fine. Any team who is late or misses a meeting will be referred to the Stewards office. Please wear your credential to all meetings to assist with electronic check in upon arrival.

**On Board Camera:** The car on board camera must be positioned so the camera can see the yellow caution light on top the steering wheel. Please check your camera with the driver in the car to ensure visibility.

**Livery:** A gentle reminder that all team cars, crew uniforms and driver suits must comply with the Sporting Regulations and display Championship specific logos as specified. Please check to make sure your car, crew uniforms and the drivers race suit is up to date. Please note, no competing logos are permitted on the car or driver/crew uniforms.

**Video Cards:** In 2022, we will take a stronger stance on teams who do not have a working camera or content on video cards. This past season we found many cards without any content which created a problem for the Stewards to do their work in a timely fashion. Without content on a video card, it effects the Stewards ability to collect the information needed to officiate the event. Due to previous issues, Stewards will be serving escalating fines for teams not in compliance.





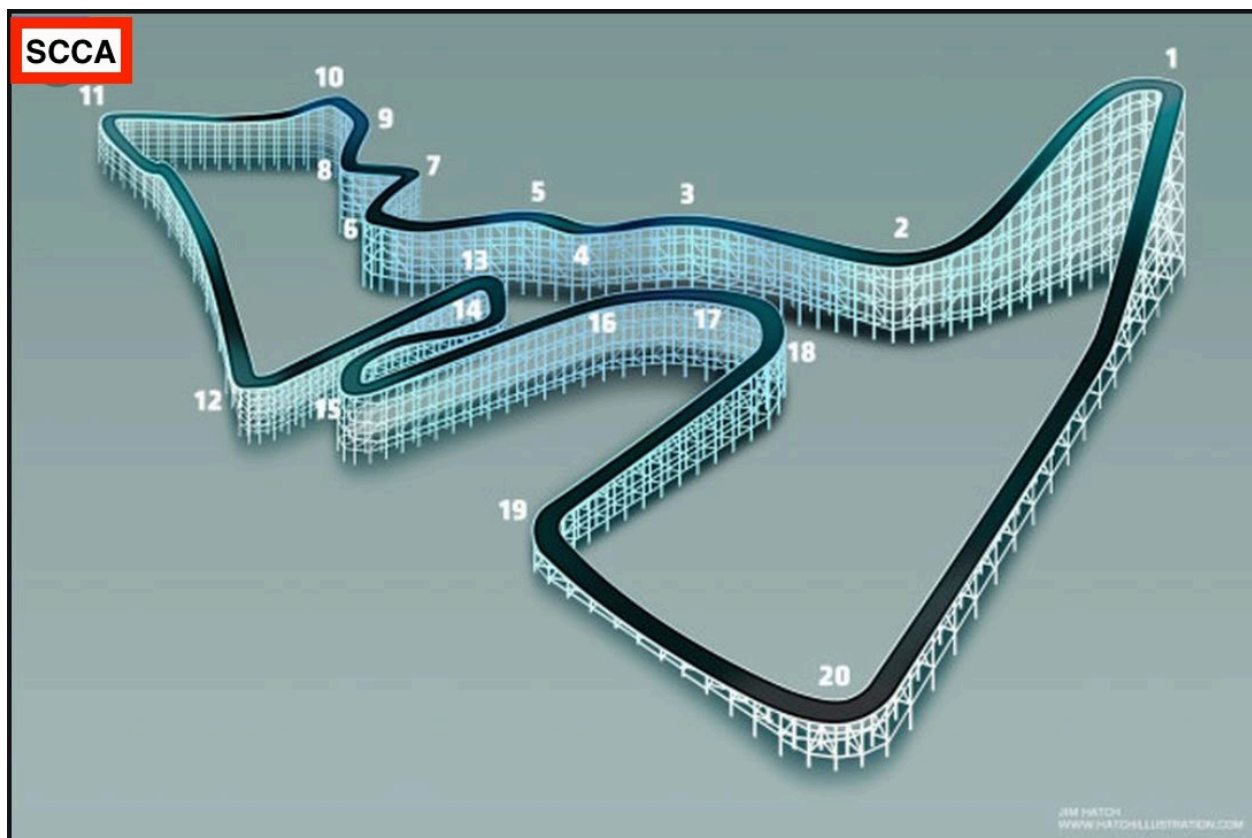


**ADR & Yellow Light Transponders:** Please be advised that all teams will need to hand in both their ADR and the yellow light transponder before any cars are permitted to leave Parc Ferme after the final race. Please be prepared to remove both units when instructed by the SCCA Tech Staff.

**Hankook Motorsports:** Hankook Motorsports would like to remind you of their policy that any outstanding invoices must be paid prior to the start of the final event, and all tires needed for the final event of a season must also be pre-paid. If you order too many tires for the final event, you will be refunded within 7 days of event closure for anything not used. Hankook Motorsports will not be able to release tires to anyone with an outstanding balance or who has not pre-paid tires for the event. Tire service fees will be invoiced after the event. If you have questions or need to pay an outstanding balance, please contact 1-800-287-5013 or [f3f4@hankookmotorsports.com](mailto:f3f4@hankookmotorsports.com).

**Champions Reception & Awards Ceremony:** Join us Friday, November 4 at 6:00 p.m., at the Hilton Austin Airport. Please be sure to [RSVP](#) to this year's celebration by clicking the link or confirming with Kelley at registration.

### Track Map with Elevation



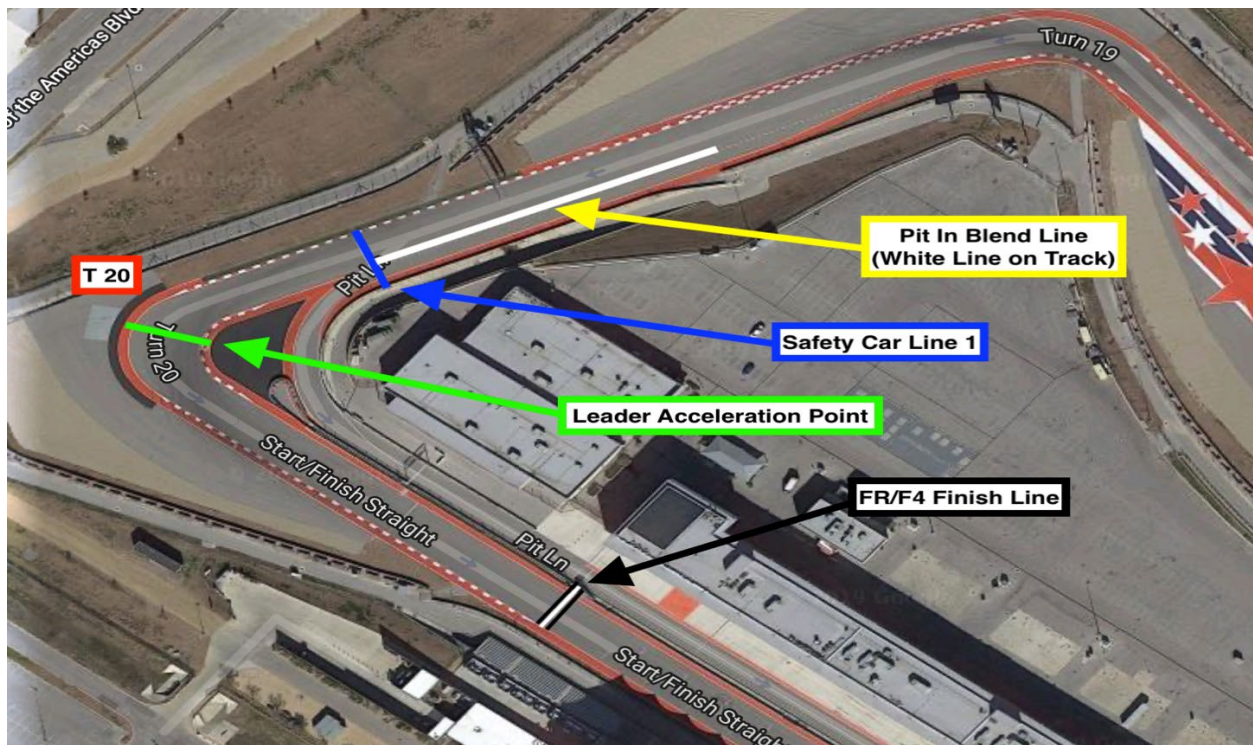


## Safety Car Line 1 & Pit In Blend Line

Safety Car Line 1 located at pit in. Please note location.

When coming to pit lane, keep to your left when you exit turn 19 to signal to other competitors that you're coming into the pits. This also allows the racing line to the cars staying on the track.

Please observe the 40 mph pit speed limit throughout the entire length of the pit lane. Also, ensure you enter the pit lane in the correct lane utilizing the high speed and transfer lanes when appropriate.







## Safety Car Line 2 & Pit Out Blend Line

Safety Car Line 2 located at Pit Out. Please note location.

Do not cross the pit exit blend line when re-entering the circuit.

It's the drivers' responsibility to blend into traffic safely when exiting the pit lane and merging with other cars on the track heading to turn 1. Teams, please communicate with your driver and alert them of any traffic coming along the front straight that may meet your driver as they exit pit lane.

\]

