

2019

[WWW.F4USCHAMPIONSHIP.COM](http://WWW.F4USCHAMPIONSHIP.COM)



# F4 UNITED STATES CHAMPIONSHIP

2019 Style guide



# GUIDELINES 2019

WWW.F4USCHAMPIONSHIP.COM



The following slides outline the specifications for all logo identification that each team and its drivers are required to follow during the 2019 F4 United States Championship season. The specifications include logo type, location and size for the designated space. This document covers the Official F4, F4 United States Championship, Hankook Tire, Ligier, SCCA Pro Racing, Honda, Honda Racing HPD and the F4 U.S. TBA title sponsor logos.

Teams should not produce official partner logos, series logos or numbers for their cars. All teams will receive two sets of decals, numbers and one set of patches with their vehicle registration. Additional sets will be available for purchase. Drivers are free to have their suits embroidered and not use the provided patches. **Please provide a solid background for the area where the logo is to be placed unless prior approval has been received by SCCA Pro Racing.** The goal is to maximize the contrast between the surface and logos, in order to provide the greatest visibility for trackside viewers.


Teams must send liveries to Sydney Davis-Yagel ([syagel@sccapro.com](mailto:syagel@sccapro.com)) for approval prior to completion of the wrap. Any questions regarding logo placement, decals or assets, contact Amy Greenway ([agreenway@sccapro.com](mailto:agreenway@sccapro.com)).

[Assets can be downloaded from the F4 website by clicking here](#)



# F4 U.S. LOGO 2019

WWW.F4USCHAMPIONSHIP.COM



The F4 logos must be given prominence and visibility, so they are not crowded by other text and graphics.

The clear space area of 2" is the minimum distance away from other graphics. We recommend that you increase this space whenever possible.

Whichever logo arrangement is in use, the width of the 'F4' icon should be at least 2" tall, and ideally larger when possible.




# GRAPHIC MOTIF 2019

WWW.F4USCHAMPIONSHIP.COM




Black



C 20  
M 20  
Y 20  
K 100


White



C 0  
M 0  
Y 0  
K 0


## HONDA

Honda Red




R 237  
G 27  
B 47

Black



C 20  
M 20  
Y 20  
K 100

White



C 0  
M 0  
Y 0  
K 0




# GRAPHIC MOTIF 2019

WWW.F4USCHAMPIONSHIP.COM




Black



C 20  
M 20  
Y 20  
K 100


White



C 0  
M 0  
Y 0  
K 0




Honda Red




R 237  
G 27  
B 47

Black



C 20  
M 20  
Y 20  
K 100

White



C 0  
M 0  
Y 0  
K 0




# GRAPHIC MOTIF 2019

WWW.F4USCHAMPIONSHIP.COM




Red




R 217  
G 23  
B 18

Black




C 20  
M 20  
Y 20  
K 100

White




C 0  
M 0  
Y 0  
K 0

Orange




R 225  
G 102  
B 0

Grey




R 153  
G 155  
B 158

Black



C 20  
M 20  
Y 20  
K 100

White



C 0  
M 0  
Y 0  
K 0



# GRAPHIC MOTIF 2019

WWW.F4USCHAMPIONSHIP.COM




Black




C 20  
M 20  
Y 20  
K 100

White



C 0  
M 0  
Y 0  
K 0

Red



C 16  
M 100  
Y 88  
K 6




**HONDA**

Black



C 20  
M 20  
Y 20  
K 100

White



C 0  
M 0  
Y 0  
K 0



# DRIVER SUIT 2019

WWW.F4USCHAMPIONSHIP.COM



Drivers are free to have their suits embroidered and not use the provided patches.

There needs to be at least 1/2 height of the logo surrounding the combined H logo



Upper chest, left-hand side

Format: 3" Tall

Light Suit



Dark Suit



Left arm, upper-shoulder

Format: 2"x4"



Upper chest, right-hand side

Format: 2"x4.5"

Leave 2"x4.5" space blank for title sponsor



Upper chest, right-hand side

Format: 2.5" Tall



HONDA

# DRIVER SHIRT 2019

WWW.F4USCHAMPIONSHIP.COM



There needs to be at least 1/2 height of the logo surrounding the combined H logo

ALL drivers are required to wear a driver shirt during practice, qualifying and competition days on race weekend. See sporting regulations for more information.



Upper chest, left-hand side

Format: 2.5" Tall

Light Shirt

Dark Shirt



Left arm, upper-shoulder

Format: 1.5"x3"



Upper chest, right-hand side

Format: 1.5"x3"

Leave 1.5"x3" space blank for title sponsor



Upper chest, right-hand side

Format: 2.5" Tall



# CREW SHIRT 2019

WWW.F4USCHAMPIONSHIP.COM



Upper chest, left-hand side

Format: 2.5" Tall

Light Shirt

Dark Shirt



Left arm, upper-shoulder

Format: 1.5"x3.75"



Upper chest, right-hand side

Format: 2"x4.5"

Leave 2"x4.5" space blank for  
title sponsor



Upper chest, right-hand side

Format: 2.5" Tall



HONDA



*There needs to be at least 1/2 height of the logo  
surrounding the combined H logo*

# DUAL SERIES CREW SHIRT 2019

WWW.F4USCHAMPIONSHIP.COM



Upper chest, left-hand side

Format: 2.5" Tall

Light Shirt



Left arm, upper-shoulder

Format: 1.5"x3.75"



Upper chest, right-hand side

Format: 2"x4.5"

Leave 2"x4.5" space blank for  
title sponsor



Upper chest, right-hand side


Format: 2.5" Tall



*There needs to be at least 1/2 height of the logo  
surrounding the combined H logo*

# CREW JACKET 2019

WWW.F4USCHAMPIONSHIP.COM



Upper chest, left-hand side

Format: 2.5" Tall

Light Jacket



Dark Jacket



Left arm, upper-shoulder

Format: 1.5"x3"



Upper chest, right-hand side

Format: 2"x3.5"

Leave 2"x3.5" space blank for title sponsor



Upper chest, right-hand side


Format: 2.5" Tall



HONDA




There needs to be at least 1/2 height of the logo surrounding the combined H logo



# DUAL SERIES CREW JACKET 2019

WWW.F4USCHAMPIONSHIP.COM



Upper chest, left-hand side

Format: 2.5" Tall

Light Jacket



Left arm, upper-shoulder

Format: 1.5"x3"



Upper chest, right-hand side

Format: 2"x3.5"

Leave 2"x3.5" space blank for  
title sponsor



Upper chest, right-hand side

Format: 2.5" Tall



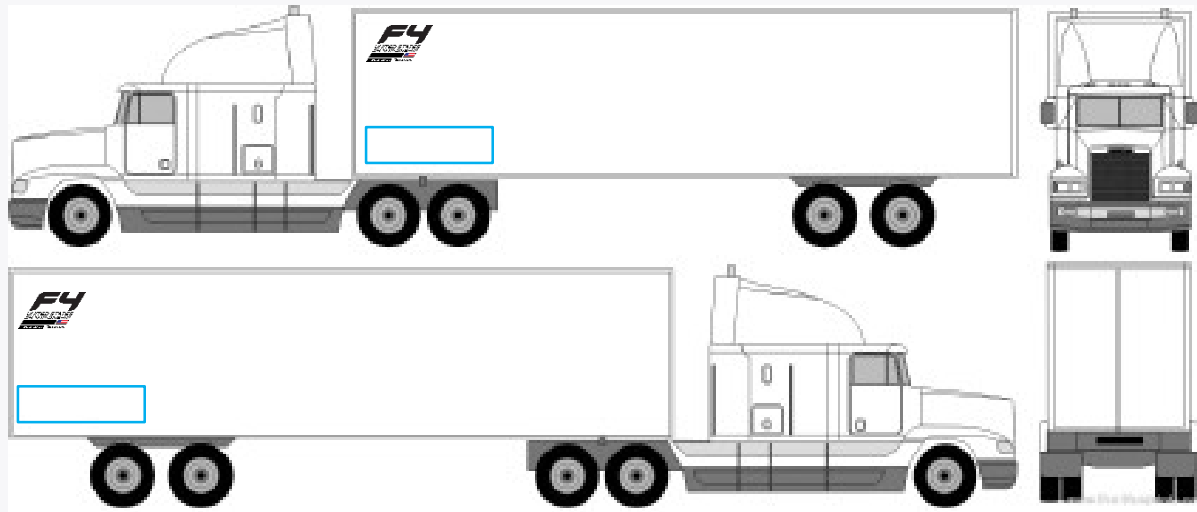
HONDA



There needs to be at least 1/2 height of the logo  
surrounding the combined H logo

# TEAM TRANSPORTER 2019

WWW.F4USCHAMPIONSHIP.COM



Trailer branding (driver's side)  
Format: 3.25'x9'




Trailer branding (driver's side)  
Leave 2'x4' space blank for series sponsor



Trailer branding (passenger side)  
Format: 3.25'x9'

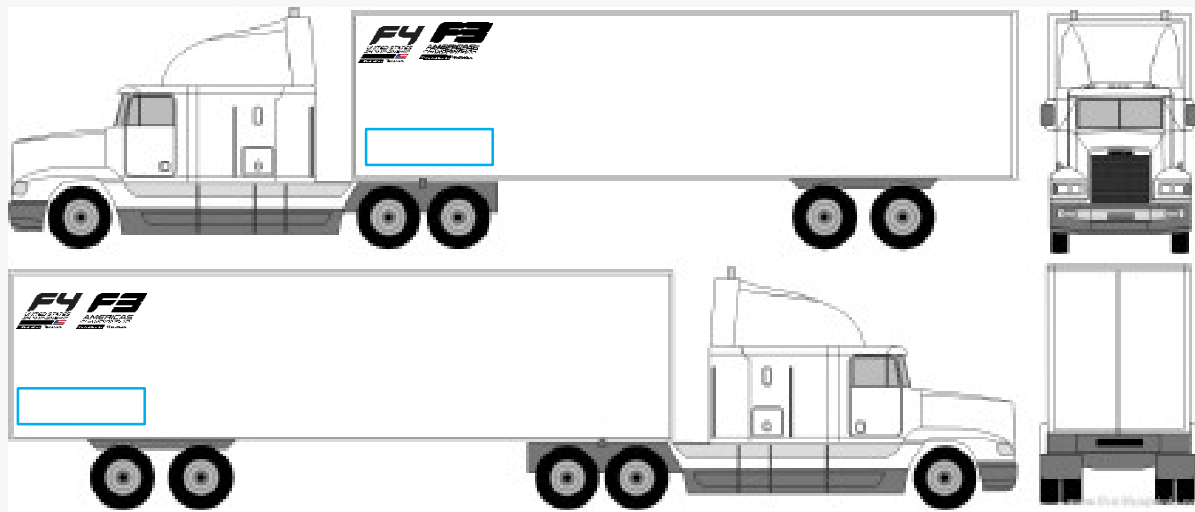


Trailer branding (passenger side)  
Leave 2'x4' space blank for series sponsor



# DUAL SERIES TEAM TRANSPORTER 2019

WWW.F4USCHAMPIONSHIP.COM



**Trailer branding (driver's side)**


**Format: 3.25'x9'**

Leave 3.25'x9' space blank if you plan on competing in F3



**Trailer branding (driver's side)**

Leave 2'x4' space blank for series sponsor



**Trailer branding (passenger side)**


**Format: 3.25'x9'**

Leave 3.25'x9' space blank if you plan on competing in F3



**Trailer branding (passenger side)**

Leave 2'x4' space blank for series sponsor

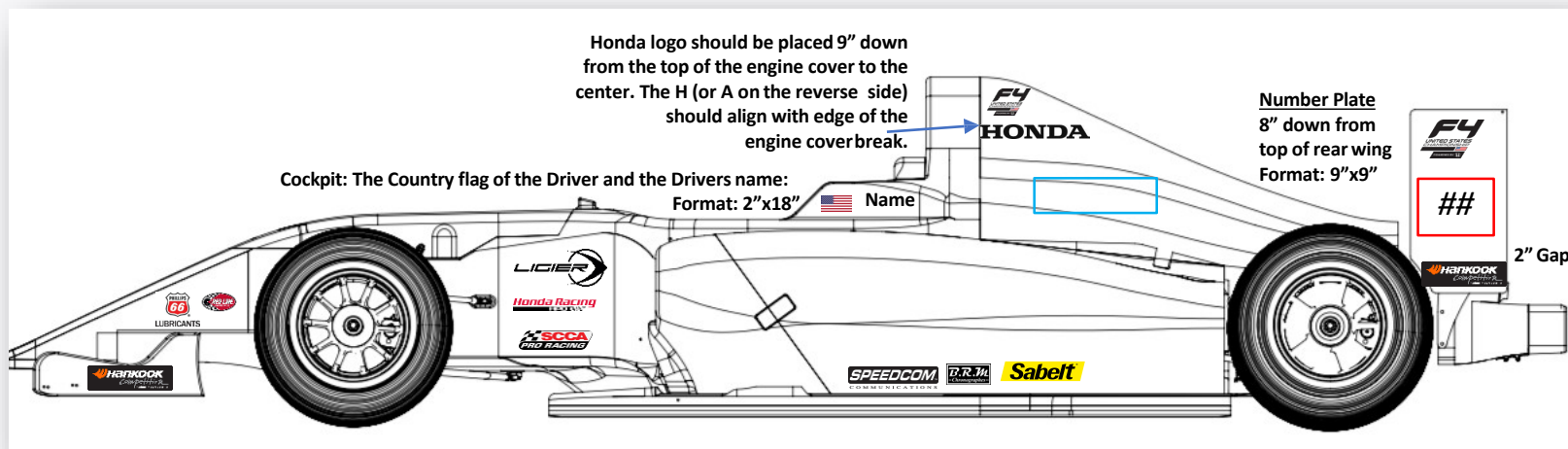


# TEAM CAR SIDE 2019

WWW.F4USCHAMPIONSHIP.COM



**DO NOT PRODUCE ANY LOGOS OR NUMBERS.**  
**SCCA PRO RACING WILL PROVIDE EVERY TEAM WITH TWO (2) SETS OF CAR ASSETS. ANY ASSETS NEEDED AFTER THAT WILL BE AVAILABLE FOR PURCHASE THROUGH SCCA PRO RACING**



**Front Wing**  
 Format: 2"x8"



**Side Nose**  
 Format 5" Tall  
 Isolation Space: Leave a minimum of 2"



**Front Chassis**  
 Format: 3.375"x8.5"  
 Isolation Space: Leave a minimum of 2"



**Engine Cover**  
 Format: 3" Tall  
 Dark Wrap




**Sidepod Ribbon**  
 Format: Bottom of decal should start 2" above the under try  
 2" Isolation Space



**Engine Cover**  
 Format: 1.8"x15"  
 Location: 9" Down from the top of the engine cover  
**HONDA**  
 Isolation Space: Leave a minimum of 1.8"

**Engine Cover**  
 Format: 3"x12"  
 Leave 3"x12" space for title sponsor



**Rear Wing**  
 Format: 5" Tall  
 Dark Wrap



**Rear Wing**  
 Format: 2"x8"



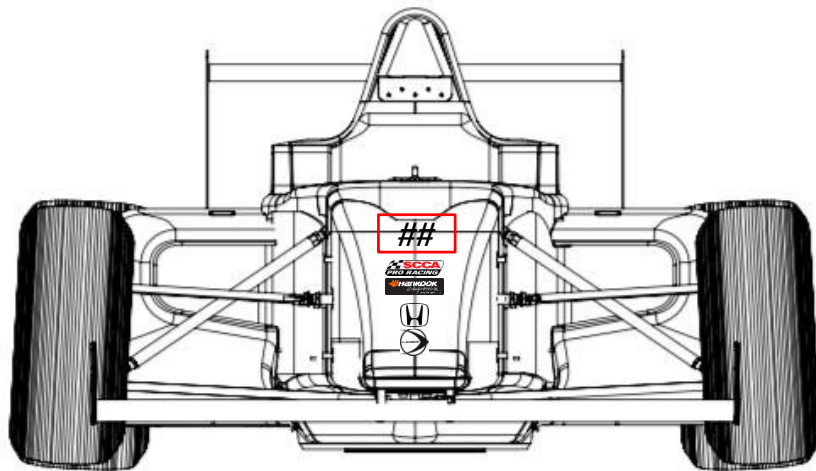
The HONDA must be black or white, and may not have a background pattern visible through the logo. The Honda Racing/HPD logo must be black, white, or red/black and must contrast with the background color. No distortion of any logo is permitted.

# TEAM CAR NOSE 2019

WWW.F4USCHAMPIONSHIP.COM



**DO NOT PRODUCE ANY FRONT NOSE LOGOS OR NUMBERS.**  
**SCCA PRO RACING WILL PROVIDE EVERY TEAM WITH TWO (2) SETS OF FRONT NOSE ASSETS. ANY**  
**ASSETS NEEDED AFTER THAT WILL BE AVAILABLE FOR PURCHASE THROUGH SCCA PRO RACING**



The Honda "H" mark must be black, white or red (PMS185) and may not have a background pattern visible through the logo. No distortion of the any logo is permitted



**Number Plate:**

**9"x9" (2" down from top of the shock cover. Leave 2" gap between number & SCCA Pro logo)**

**##**

**Format: 2"x4"**



**Format: 4" Tall**



The top of the "H" must be 10" from the beginning of the slope of the nose. Isolation Space-2"



The top of the Ligier circle must be 4" from the end of the nose (For easy placement-bottom of logo goes right above nose cap)